

Why use Prestashop Christmas Effects Module on your store?

Special occasion such as Birthday, Christmas or New Year comes yearly but is still precious opportunity for you to make a longer list of customers. If you have already had a smart strategy to offer free gifts, promotion programs or something like that, do you think you need a little more effort to make it even better? **Prestashop Christmas Effects Module** will help you perfect your first impression to your customers. Now, your dream store with snowflakes falling on Christmas Eve, colorful fireworks on New Year Event or shimmering candle lights on Birthday becomes real. You can customize this module for any holiday like Birthday, New Year, Valentine...

How to it works ?

- My module will be hook to Prestashop for 5 effects: header, footer, santa claus, snow fall, holiday icon (see it at bottom-left), you can review demo for my screen at below. All our effects are dynamic effect, you can see full demo with my link at http://buy-addons.com/demo/prestashop_christmas_effects

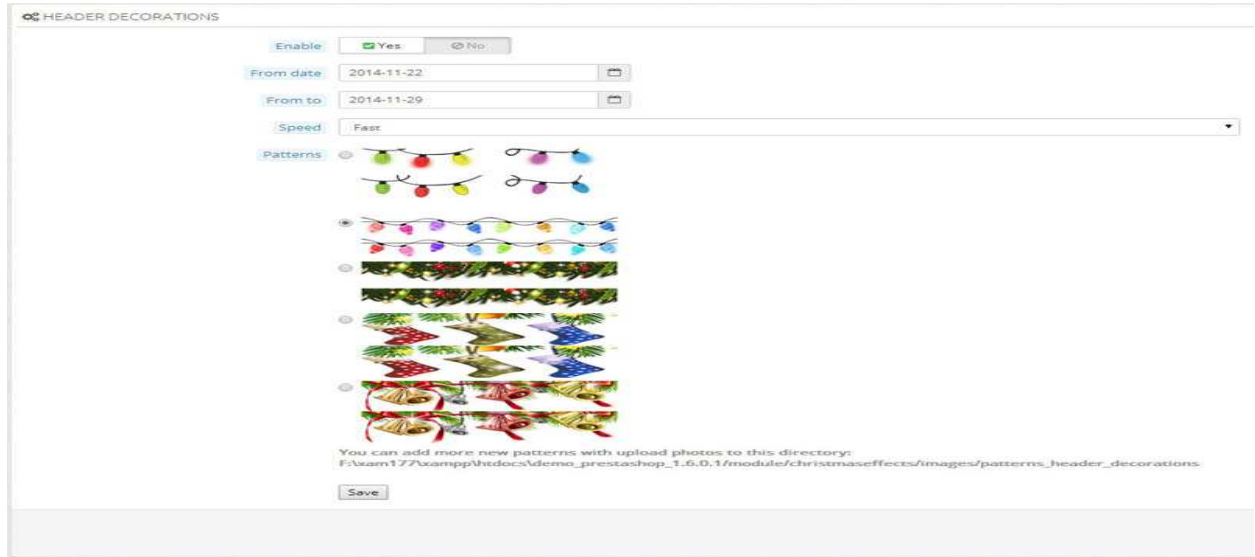


Backoffice features

- logged backoffice of Prestashop, accessing Module Manager, find “**Christmas Effects**” module, also you can find it in Other Module Tab.

- Click Configure, you can enable/disable any effects in this module

- Enable/Disable, configure Effect in header of screen in 'HEADER DECORATIONS' section like image below here, this image always fixed on top of screen.



- Enable/Disable, configure Effect in bottom of screen in 'FOOTER DECORATIONS' section like image below here, this image always fixed on bottom of screen.



- Enable/Disable, configure santa claus icon in 'SANTA CLAUS' section like image below here, this santa claus icon always run from the right to the top of the screen. You can configure speed of this effect



- Enable/Disable, configure Holiday Icon, example: Christmas, New Year, Birthday, etc in 'NEW YEAR BALL' section like image below here, also you can choose position of this icon on your store. Our module support 4 positions for the store: Bottom-Left, Bottom-Right, Top- Left, Top- Right


NEW YEAR BALL

Enable Yes No

From date

From to

Position

Patterns 

You can add more new patterns with upload photos to this directory:
F:\xam177\xampp\htdocs\demo_prestashop_1.6.0.1/module/christmaseffects/images/patterns_new_year_ball

- Enable/Diable, configure snow fall effect on website in 'SNOW FALL EFFECTS' section like image below here, you can configure snowflake icon, color of snowflake, minimum size of snowflake, maximum


size of snowflake (our module will random create size of snowflake from min to max of size), speed of fall effect, density of snow (with Snow Count)

SNOW FALL EFFECTS

Enable: Yes No

From date:

From to:



Snow color 1:

Snow color 2:

Snow color 3:

Snow color 4:

Snow color 5:

Snow Count:

Snow Speeds:

Minimum Snowflakes:

Maximum Snowflakes:


Save

Frontend features:



With:

- header:



- footer



- santa claus


SANTA CLAUS

Enable Yes No

From date

From to

Speed

Pattern 

You can add more new patterns with upload photos to this directory:
F:\xam177\xampp\htdocs\demo_prestashop_1.6.0.1/module/christmaseffects/images/patterns_santa_claus

Save

- Holiday Icon

NEW YEAR BALL

Enable Yes No

From date

From to

Position

Patterns



You can add more new patterns with upload photos to this directory:
F:\xam177\xampp\htdocs\demo_prestashop_1.6.0.1/module/chrismaseffects/images/patterns_new_year_ball

Save


- snow fall effect

SNOW FALL EFFECTS

Enable Yes No

From date

From to



Snow color 1

Snow color 2

Snow color 3

Snow color 4

Snow color 5

Snow Count

Snow Spees

Minimum Snowflakes

Maximum Snowflakes

Save

[You can click scroll to top, see demo of this module below Live Demo section.](#)

- Client can add more patterns for any effects into this module, you just upload photos for correct directory of pattern that our module suggest there like this, our module will automatical get photos from this directory to show in Module Configure.

Patterns



*You can add more new patterns with upload photos to this directory:
demo_prestashop_1.6.0.9/module/christmaseffects/images/patterns_santa_claus*

- Features List

- Snow Fall Effects
- Moving Santa Claus
- Does not affect any default features of your store
- Client can customize add more patterns for any effects
- Much nice effects for your store
- Enable/disable any effects that you want to
- Compatible: Prestashop 1.4.x, Prestashop 1.5.x, Prestashop 1.6.0.x
- Client can customize icon, effect for any your holiday that like Christmas, New year, Valentine, Women Day, etc...
- Support Multi languages, you can translate yourself for your store or your customer
- Support Prestashop multi store
- Cache system

Frontend Demo:

http://buy-addons.com/demo/prestashop_christmas_effects

Backend Demo

http://buy-addons.com/demo/prestashop_christmas_effects/administrator

username: demo@buy-addons.com

password: demo@buy-addons.com